

## PIPELINE IDENTIFICATION

### Call Before You Dig... It's the Law

The leading cause of pipeline damage is external force that occurs during excavation activities. Most damage is preventable. Any digging project that requires a shovel, requires a call to SC811. Submitting a locate request to have underground utility lines marked is a free service to anyone doing large or small digging projects, and *it's the law*.



### Have Your Underground Utilities Located BEFORE Digging... **FREE**

- SC811 is available to take your locate requests Monday through Friday, 7:30am to 5:30pm, excluding holidays, and is open 24/7 for emergencies.
- Once the request has been made, SC811 notifies the member facility operators who are responsible for having the lines located.
- Allow 3 FULL WORKING DAYS (not including the day of the call) before starting the proposed work.
- Once lines have been marked, dig carefully allowing a 24-inch tolerance zone on either side of the markings. Always hand dig to expose facilities in the tolerance zone.
- Member utilities only mark the lines they install and maintain, which does not include privately owned lines. Private lines may include water and sewer services that a plumber installed, electric line that connects to a detached garage/workshop, sprinkler systems, pet fencing, or customer-owned natural gas service lines.

For information on having private utilities located, go to: [www.sc811.com/resources](http://www.sc811.com/resources)



### What do the colors mean?

Locators use uniform color codes to mark underground facilities. Each color used represents a different type of utility. The chart depicts what each color represents.

PRSRM MKTIG  
U.S. POSTAGE PAID  
ROCK HILL, SC  
PERMIT NO. 1

**CURRENT RESIDENT**

PLEASE KEEP THIS FOR REFERENCE

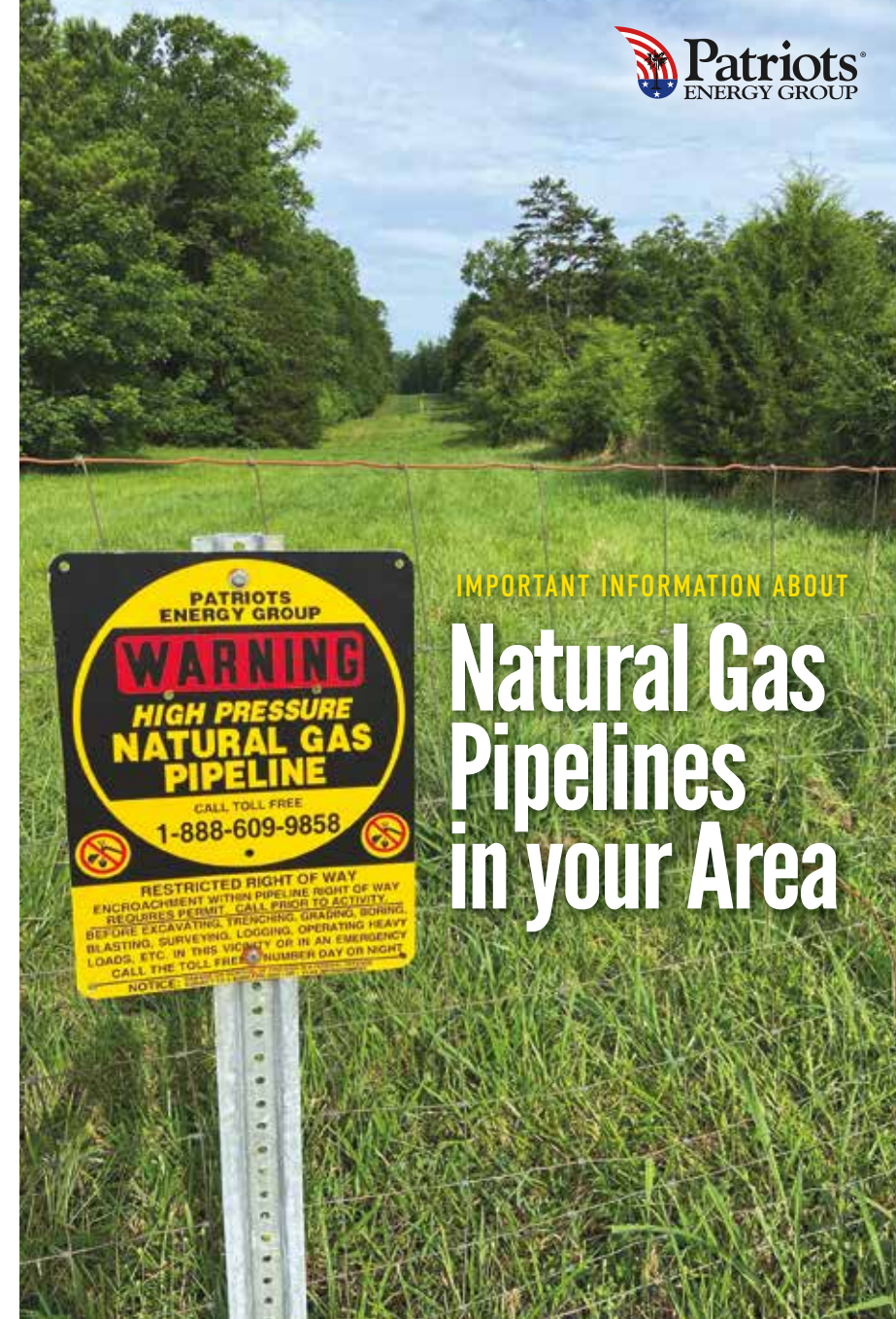
**! NATURAL GAS HIGH PRESSURE PIPELINES CROSS YOUR PROPERTY**



PO Box 11678  
Rock Hill, SC 29731-1678  
[www.patriotsenergy.com](http://www.patriotsenergy.com)  
**(888)609-9858**

### ★ NOTICE:

Because you live or work in the general area of an underground natural gas pipeline system, you play a key role as our partner in keeping the system safe, reliable and secure.



IMPORTANT INFORMATION ABOUT

# Natural Gas Pipelines in your Area

PEG ESTABLISHED TO BENEFIT THE CUSTOMERS OF:



[patriotsenergy.com](http://patriotsenergy.com)

**(888)609-9858**



The Patriots Energy Group operates a natural gas transmission pipeline that traverses York, Cherokee, Lancaster and Chester counties bringing cost effective and reliable energy to residential, commercial and industrial customers.

## NATURAL GAS...

is all-natural & inherently safe!

Composed primarily of methane gas, natural gas is lighter than air, burns cleanly and if released, rises and dissipates safely into the atmosphere.

Patriots Energy Group (PEG) is committed to ensuring the safe, reliable and environmentally sound transmission of natural gas. More information on gas safety can be found at [patriotsenergy.com](http://patriotsenergy.com).

### DETECTING A LEAK

1-888-609-9858

Leaks on pipelines are rare, but can occur. Because there are potential hazards associated with natural gas including fire or explosion, remember these safety tips:



#### Signs of a natural gas pipeline leak:

- Dead or discolored vegetation
- A hissing or roaring sound
- Persistent bubbles in streams, ponds or wet areas
- Dirt or debris blowing into the air
- Flames (if a leak has ignited)
- The smell of rotten eggs

Natural gas, in its natural state, is colorless and odorless. Because of this a harmless, non-toxic odorant is added to make it more readily detectable. These odorants produce a "gassy odor" that is usually described as a rotten egg smell.

#### If you suspect a leak:

- **Leave the area immediately** and warn others to stay away.
- **Do not use a phone** or device that could create a spark and ignite the gas.
- **Call 1-888-609-9858** once you are safely away from the area.

### IN CASE OF EMERGENCY

If you or a contractor should accidentally come into contact with a gas pipeline or even the marker tape or tracer wire, please take IMMEDIATE action to protect the public and property, then call Patriots Energy Group who will dispatch qualified personnel. Take action to minimize hazards and cease all activity in the immediate area of the damaged utility until authorized by Patriots Energy Group.



**EMERGENCY CALL:**  
**(888)609-9858**

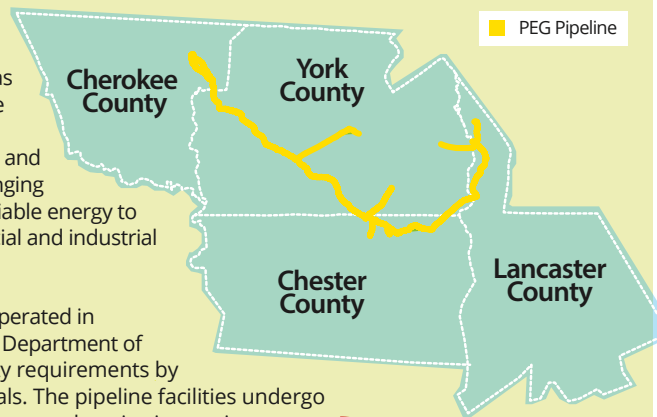
[patriotsenergy.com](http://patriotsenergy.com)

### PIPELINE LOCATION

Patriots Energy Group (PEG) operates a natural gas transmission pipeline that traverses York, Cherokee, Lancaster, and Chester counties bringing cost effective and reliable energy to residential, commercial and industrial customers.

The PEG pipeline is operated in accordance with U.S. Department of Transportation safety requirements by qualified professionals. The pipeline facilities undergo regularly scheduled comprehensive inspections to ensure safety. Pipelines continue to be one of the most reliable and safest modes of transportation in the United States.

*The PEG pipeline extends through several counties, but is operated and maintained by the employees of York County Natural Gas Authority*



#### Right-of-Ways

A pipeline right-of-way is the strip of land over and around a buried pipeline. Right-of-ways are kept clear of obstructions to enable the gas company to safely operate, inspect, maintain and repair pipelines. It's important that property owners not install any structures, store anything that could be an obstruction, or plant trees or shrubs along the right-of-way. Employees from Patriots Energy Group (PEG) must be able to access right-of-ways.

#### Safety & Maintenance

Periodically, PEG employees or contractors conduct operations and maintenance activities along the pipeline right-of-way. These activities include safety patrols, leak surveys, mowing and above-ground station maintenance. All PEG personnel and contractors carry identification badges. It is important that right-of-way access points remain clear and that company locks on gates are accessible. For more information or to verify right-of-way activities, call **888-609-9858**.



#### Ground Disturbance Activities

If you are planning to dig or disturb the ground near a pipeline right-of-way, it is your responsibility to ensure that your activities don't disturb the pipeline. Prior to starting any type of ground disturbance work, you are required to **Call SC811 Before You Dig**. Call us at **888-609-9858** if you need to obtain a crossing agreement.


Examples of activities requiring you to **Call SC811 Before You Dig** include:

- Reducing depth of soil covering the pipeline
- Plowing or ground leveling
- Planting trees or hedges
- Installing or fixing drainage systems and/or fencing
- Constructing roads, paving, parking, driveways and/or overhead or underground utilities
- Surveying or blasting activities prior to construction

#### Pipeline Markers

Yellow pipeline markers are positioned along most pipeline routes, however there are pipelines located inside city streets or highway right-of-ways that are not marked. It's a federal crime to deface, damage, remove or destroy any pipeline sign or right-of-way marker. While the markers are very helpful to indicate the presence of pipelines in the area, they do not show the exact location, depth, or number of pipelines in the right-of-way. Don't rely solely on the presence or absence of a pipeline marker. Always call SC811 to have underground pipelines marked. It's a free service, and it's the law. Contact PEG at **888-609-9858** if you have any questions regarding a pipeline right-of-way.

*For more information about the location of natural gas transmission pipelines in your area, visit: [www.npms.phmsa.dot.gov](http://www.npms.phmsa.dot.gov)*



### COMO IDENTIFICAR UN ESCAPE EN LA CAÑERÍA

Los escapes en las cañerías de transmisión de gas natural ocurren raramente. A pesar de los mejores esfuerzos para evitar escapes en la cañería, ellos pueden ocurrir. Signos de escapes a lo largo del derecho de paso de la cañería incluyen:

- Vegetación muerta o descolorida
- Un silbido o sonido ruidoso
- Soplando suciedad o desperdicios al aire
- Burbujas persistentes en chorros, estanques o áreas mojadas
- Si se encienden llamas en el escape
- El olor a huevos podridos

#### Qué hacer si se detecta o se sospecha de un escape

Si usted nota cualquiera de estas condiciones, deje el área inmediatamente y advierta a otros que no se acerquen.

1. Contacte con su Departamento Local de Bomberos (911) y Patriots Energy Group al **888-609-9858**.
2. Por favor dé su nombre y número de teléfono, una descripción del escape y su localización. Apague cualquier maquinaria o equipo y evite crear chispas.
3. No encienda un fósforo, ni ponga en marcha un motor, o prenda un interruptor eléctrico en el área.

### BE ALERT TO SUSPICIOUS ACTIVITY